



Project Name:

Specifier:

Distributor:

Quantity:

Type:

Signature:

GRO-M Series

The
Innovative
Line of



MR-16

Lighting
Solutions

G R O M Series in low to medium ceiling heights typically found in residential, commercial or retail applications. GRO-M Series fixtures utilize a wider aperture lens to maximize light spread and minimizing light cut-off. The Graffiti™ fixtures provide cost effective MR-16 lighting solutions. As the creative spirit of its name implies, Graffiti™ systems provide all the quality SLI has grown famous for over the last 25 years, but at reduced lead times, affordable price points and innovative technologies that will liberate your creative flair.

ADJUSTABLE/FIXED

SPECIFICATIONS

MOUNTING - Recessed in architectural ceiling. Butterfly brackets and Hanger bars included with housing and mounting pans.

- **IC** - Housing for new construction where insulation comes in contact with fixture
- **NIC** - Housing for new construction where IC not required
- **IH** - International Housing (Open Housing- no transformer included)
- **AH** - Airtight Housing (Non IC)
- **CP** - Chicago Plenum

TRIM - One piece die cast aluminum, flanged or flangeless trim with a regressed surface. Available for wet locations.

*Accommodates up to 1" ceiling thickness as standard.

*(Extension Clips available upon request)

- **ZT/ZST** - for use in plaster/GWB ceilings
- **FT/FST** - for use in architectural ceilings

ELECTRICAL

- **Magnetic (TX)**
- **Electronic SORAA (EXS)** Powered by SORAA

LAMP

- **MR16** - 50W Max. (37W Max for IC/Airtight/CP), Available as GU10
- **SMRA** - Sorra Retrofit

LENS/OPTICS - Interchangeable reflector provides multiple beam patterns. Field-changeable optics




* Optional lenses available for aperture include Solite and Veiling Acrylic.

Accepts two optical accessories and an optional trim mounted lens.

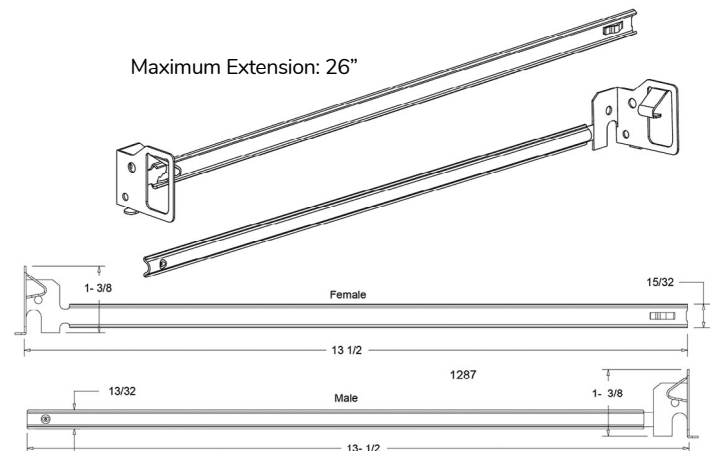
FINISH - Black powder paint housing. Aper. trim available in white as standard. Can be field painted to match ceiling finish.

WARRANTY - 2 year limited on MR-16 and transformer.

See website for details.

LABELS -  US tested to UL standards 1598, Dry/Damp and Wet listings. IC/Airtight, Chicago Plenum,  compliant,  WORKS WITH SORAA

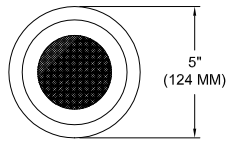
ACCESSORY - 1287 Hanger Bar comes standard with IC/NIC/CP Housing*



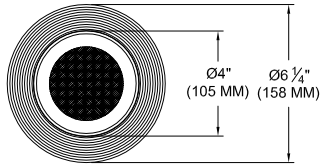
INFORMATION- TRIM



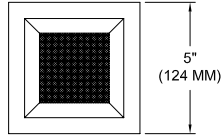
ROUND/ FLANGED



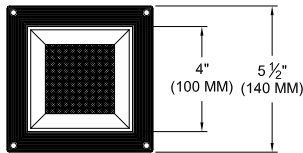
ROUND / FLANGELESS



SQUARE / FLANGED




SQUARE / FLANGELESS



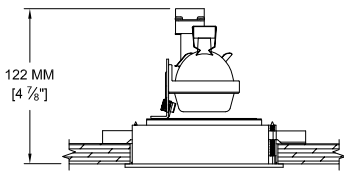
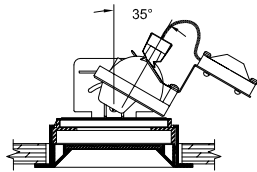
INFORMATION- HOUSING

For easy installation in existing ceilings.

SQ / FT / WHT

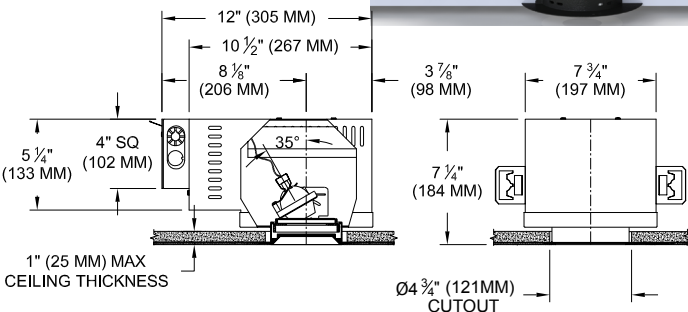


RD / ZT / WHT

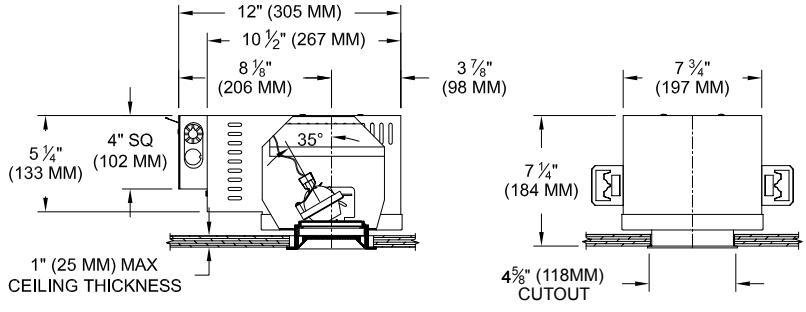



*For projects requiring housings or IC rated fixtures. IC and CP housings will have no vents.

ROUND/FLANGELESS



SQUARE/FLANGED



ORDER INFO

CODE

Graffiti™ Housing

GRO-M

Housing

IC = IC
NIC = Non IC
IH = International Housing (Open Housing- no transformer included)
AH = Airtight Housing (Non IC)
CP = Chicago Plenum

Source/Wattage/Lumens/Delivered

MR37 = MR-16 / 37W Max for IC/Airtight/CP
MR50 = MR-16 / 50W
GUMR = MR-16 GU10
SMRA = SORAA Retrofit

Type

F = Fixed
A = Adjustable

Transformer

TX = Magnetic
EXS = Electronic SORAA
GX = GU10 Socket*

*GU10 requires 120V

Voltage

120V
277V

Graffiti™ Trim

GROT-M

Shape

RD = Round
SQ = Square

Trim

*Lens Required

FT = Flanged FST* = Flanged Shower TEX2 = Extension Clips
ZT = Flangeless ZST* = Flangeless Shower

Finish

WHT

WHT = White

Lens

91A = Solite
None

[* CLICK HERE to view Accessories for Trims.](#)

